

# Avoid production downtime, assure analysis quality and boost staff's work satisfaction

## UPGRADE TO A DIGITAL TRICHINOSCOPE

With an ISO compliant digital trichinoscope from TAGARNO you are able to fulfill the demands in EU legislation for systematic tests for trichinella parasites.

With this system, you can prevent downtime in production and ensure crucial quality of the analysis.

Introducing the system will also result in improved work environment and thereby heighten employee work satisfaction.



## DISCOVER EVERY PARASITE

The automatic route in the intelligent and very intuitive embedded software app goes through the entire sample, making the quality of the analysis consistent regardless of who performs the inspection.


The high quality cameras and sub stage illumination in the TAGARNO Trichinoscope provide an extremely sharp and undistorted image with no interference or delay. This makes it easy for the operator to examine a sample and create high quality documentation if needed.

## SPUR HAPPY EMPLOYEES

The Trichinoscope is very user friendly with its live scan of the entire sample. The user friendliness and ergonomic focus of the system support a good work environment and satisfaction among staff members.

Other features include stopping the fluid movement of the XY table to zoom in on the sample. Each feature is activated with just one click on the mouse, control box or foot switch for easy and efficient operation.

# How does it work?





## HOW TO USE THE SYSTEM

1. Place the larval counting bassin on the motorized XY table
2. Activate the Trichinoscope app to start analyzing
3. The app will move fluidly around the sample in a predefined route
4. Pause the movement to zoom in for closer inspection
5. Adjust the intensity of the sub stage illumination if needed
6. Right click to resume inspection
7. One click image capture for documentation purposes

## TECHNICAL BENEFITS

OPTICAL ZOOM  
60FPS - HIGH FRAME RATES  
1080P IMAGE QUALITY

Optical zoom, ultra-high frame rates and 1080p image quality are key benefits of using a digital trichinoscope. It provides crystal clear images for indisputable documentation material that can be shared with colleagues and collaborators. Simply capture images directly to a USB stick or the internal storage on the Trichinoscope.



## ORDER THE FULL SOLUTION

The Trichinoscope solution consists of:

- TAGARNO Digital Trichinoscope with 1x lens
- The Trichinoscope software app
- Motorized XY table and Controller
- Control box, Foot pedal and mouse
- Specifically developed larval counting bassin

**TAGARNO**